



HIGH PERFORMANCE TURBINE METER

SIZES: 1-1/2", 2", 3", 4", 6", 8", and 10"



High Performance Turbine water meters offer some of the widest flow ranges of any turbine meters on the market.



HP Turbine water meters offer some of the widest flow ranges of any turbine meters on the market. All HP Turbine water meters meet or exceed the latest performance and accuracy requirements of AWWA C701 and maximum continuous flow rates may be exceeded by as much as 25% for intermittent periods.

CONSTRUCTION

Each HP Turbine consists of a rugged no-lead high copper alloy maincase, an AWWA Class II turbine measuring element, and a roll-sealed register.

The maincase is corrosion resistant, lightweight, and compact. Inlet and outlet connections are flanged. Strainers are available to prevent debris from entering the meter and to reduce the effects of uneven water flow due to upstream piping variations.

The Unitized Measuring Element (UME) allows for quick, easy, in-line interchangeability. Water volume is measured accurately at all flows by a specially designed assembly. The hydrodynamically balanced thrust compensated rotor relieves pressure on the thrust bearings to minimize wear and provide sustained accuracy over an extended operating life. Direct coupling of the rotor to the gear train eliminates revenue loss due to slippage during fast starts and line surges. A calibration vane allows in-field calibration of the UME to lengthen service life and to ensure accurate registration.

The roll-sealed register eliminates leaking and fogging. A magnetic drive couples the register with the measuring element.

APPLICATION

The HP Turbine water meter is designed for applications where flow rates are consistently moderate to high.

SYSTEMS COMPATIBILITY

Adaptability to all present and future systems for flexibility.

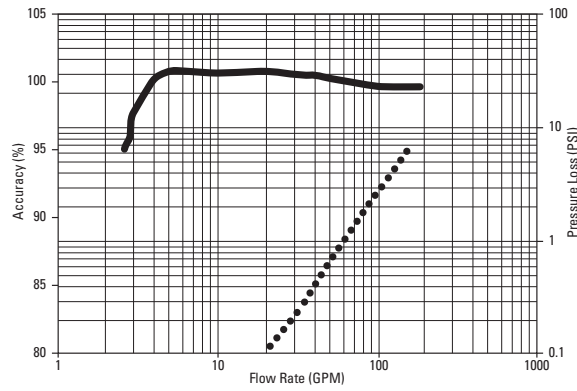
KEY FEATURES

- Roll-Sealed Register
 - Magnetic drive, low torque registration ensures accuracy
 - Impact-resistant register design with flat glass for readability
 - 1:1 ratio, low flow indicator identifies leaks
 - Bayonet mount allows in-line serviceability
 - Tamperproof seal pin deters theft
 - Date of manufacture, size, and model stamped on dial face
- No-Lead Maincase
 - Made from no-lead high copper alloy
 - ANSI/NSF 61 certified
 - Compact design is lightweight and easy to handle
 - Sturdy, durable, corrosion resistant
 - Resists internal pressure stresses and external damage
 - Residual value
- Turbine Measuring Element
 - Excellent low flow sensitivity and wide flow ranges available at 98.5%–101.5% accuracy
 - Direct coupling of rotor to gear train prevents slippage and ensures accurate registration
 - Interchangeable measuring element allows for in-line service
 - Hydrodynamically balanced rotor
 - Reusable O-ring gasket on 3" –10" sizes

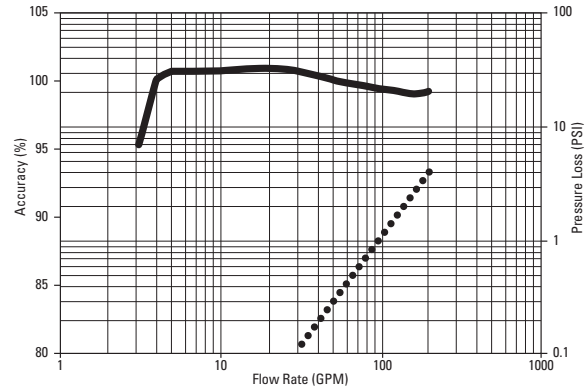
WARRANTY

Neptune provides a limited warranty with respect to its HP Turbine water meters for performance, materials, and workmanship. When desired, owner maintenance is easily accomplished by in-line replacement of major components.

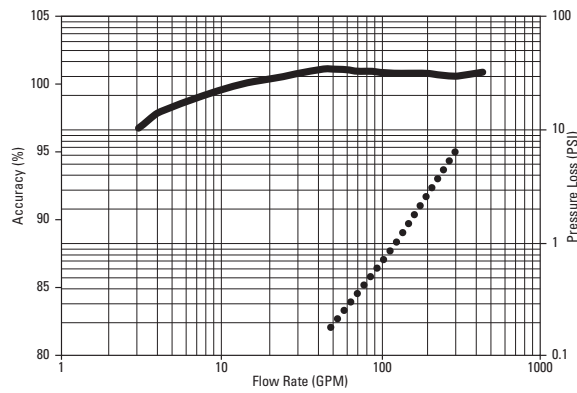
1-1/2" ACCURACY



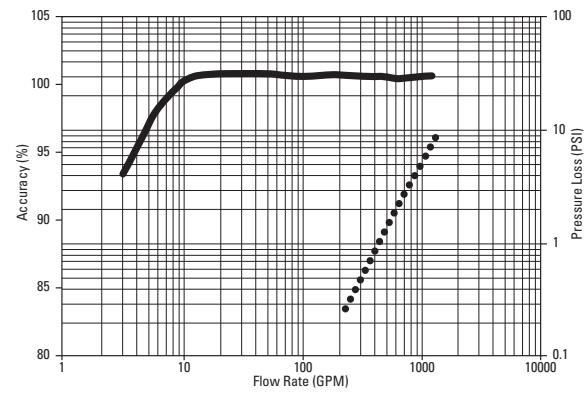
2" ACCURACY



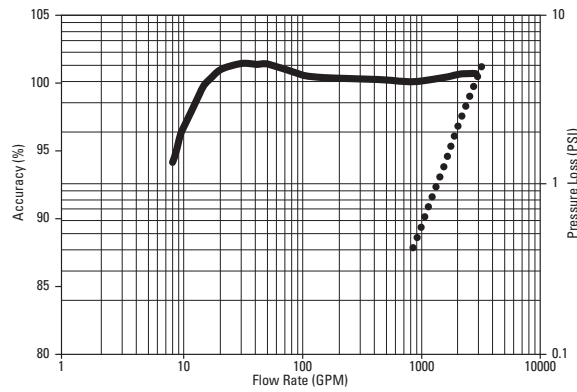
3" ACCURACY



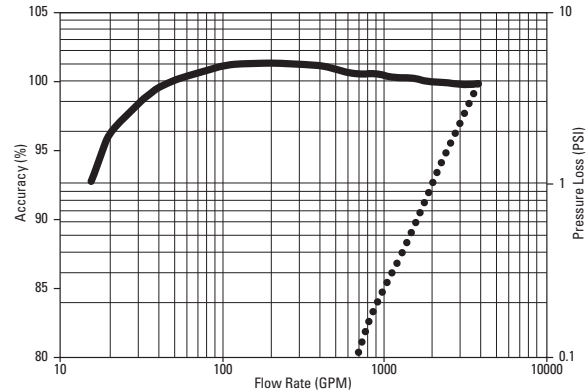
4" ACCURACY



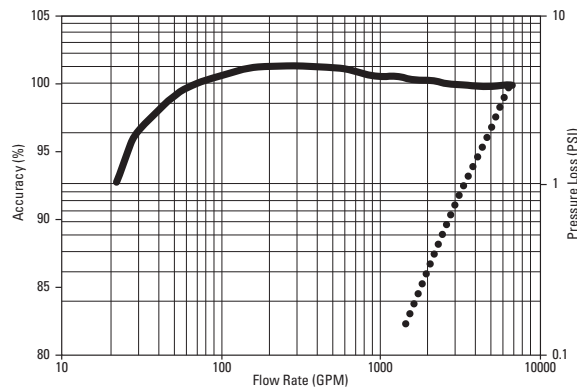
6" ACCURACY



8" ACCURACY



10" ACCURACY



— Accuracy
..... Head Loss

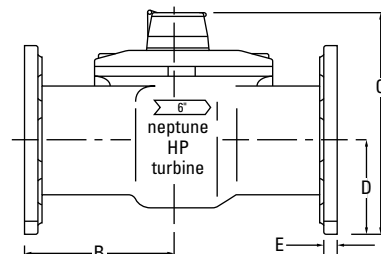
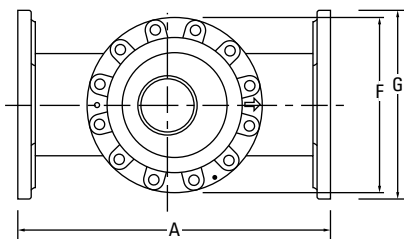
These charts show typical meter performance. Individual results may vary.

OPERATING CHARACTERISTICS

Meter Size	Normal Operating Range @100% Accuracy (±1.5%)	Maximum Intermittent Flow	AWWA Standard
1 1/2"	4 to 160 US gpm 0.91 to 36.3 m ³ /h	200 US gpm 45.4 m ³ /h	N/A
2"	4 to 200 US gpm 0.91 to 45.4 m ³ /h	250 US gpm 56.8 m ³ /h	4 to 160 US gpm 0.91 to 36.3 m ³ /h
3"	5 to 450 US gpm 1.14 to 102.2 m ³ /h	560 US gpm 127.2 m ³ /h	8 to 350 US gpm 1.8 to 79.5 m ³ /h
4"	10 to 1200 US gpm 2.27 to 272.5 m ³ /h	1500 US gpm 340.7 m ³ /h	15 to 630 US gpm 3.4 to 143.0 m ³ /h
6"	20 to 2500 US gpm 4.55 to 567.8 m ³ /h	3100 US gpm 704.1 m ³ /h	30 to 1400 US gpm 6.8 to 317.9 m ³ /h
8"	35 to 4000 US gpm 7.95 to 908.5 m ³ /h	5000 US gpm 1135.6 m ³ /h	50 to 2400 US gpm 11.4 to 545 m ³ /h
10"	50 to 6500 US gpm 11.36 to 1476.3 m ³ /h	8000 US gpm 1817 m ³ /h	75 to 3800 US gpm 17.0 to 863 m ³ /h

DIMENSIONS

Meter Size	A in (mm)	B in (mm)	C-STD in (mm)	C-ProRead in (mm)	C-E-Coder/R900i in (mm)	D in (mm)	E in (mm)	F in (mm)	G in (mm)	Weight lbs (kg)
1 1/2"	10 (254)	6 1/2 (165)	7 1/8 (181)	7 9/16 (192)	10 7/8 (276.2)	1 3/4 (44)	3/4 (19)	4 1/2 (114)	5 3/8 (137)	19 (8.6)
2"	10 (254)	6 1/2 (165)	7 5/8 (194)	8 1/16 (204.8)	11 3/8 (288.9)	2 1/8 (54)	13/16 (21)	4 1/2 (114)	5 3/8 (137)	20 (9.1)
3"	12 (305)	6 (152)	10 (254)	10 7/16 (265.1)	13 3/4 (349.3)	3 3/4 (95)	5/8 (16)	6 1/4 (159)	7 1/2 (191)	40 (18.1)
4"	14 (356)	6 1/2 (165)	10 7/8 (276)	11 5/16 (287.3)	14 5/8 (371.4)	4 1/2 (114)	3/4 (19)	8 1/8 (206)	9 (229)	52 (23.6)
6"	18 (457)	8 5/8 (219)	13 (330)	13 7/16 (341.3)	16 3/4 (425.5)	5 1/2 (140)	1 (25)	10 1/4 (260)	11 (279)	115 (52.2)
8"	20 (508)	9 5/8 (244)	15 1/2 (394)	15 15/16 (404.8)	19 1/4 (489)	6 3/4 (171)	1 1/8 (29)	10 1/4 (260)	13 1/2 (343)	195 (88.4)
10"	26 (660)	12 5/8 (321)	15 1/2 (394)	15 15/16 (404.8)	19 1/4 (489)	8 (203)	1 1/4 (32)	10 1/4 (260)	16 (406)	275 (124.7)



GUARANTEED SYSTEMS COMPATIBILITY

All HP Turbine water meters are guaranteed adaptable to our ARB®V, ProRead™ (ARB VI), E-Coder)R900i, E-Coder, TRICON®/S, TRICON/E3®, and Neptune meter reading systems without removing the meter from service.

REGISTRATION

Registration (per sweep hand revolution)		
	1 1/2", 2", 3", 4"	6", 8", 10"
1,000 US Gallons		3
1,000 Imperial Gallons		3
100 US Gallons	3	
100 Imperial Gallons	3	
100 Cubic Feet		3
10 Cubic Feet	3	
10 Cubic Metres		3
1 Cubic Metre	3	
Register Capacity (6-wheel odometer)		
	1 1/2", 2", 3", 4"	6", 8", 10"
1,000,000,000 US Gallons		3
1,000,000,000 Imperial Gallons		3
100,000,000 US Gallons	3	
100,000,000 Imperial Gallons	3	
100,000,000 Cubic Feet		3
10,000,000 Cubic Feet	3	
10,000,000 Cubic Metres		3
1,000,000 Cubic Metres	3	

SPECIFICATIONS

- Application: cold water measurement of flow in one direction
- Maximum operating pressure: 175 psi (1206 kPa)
- Maximum operating temperature: 80°F
- Register: direct reading, center sweep, roll-sealed, magnetic drive with low-flow indicator
- Measuring element: AWWA Class II Turbine, hydrodynamically balanced rotor

OPTIONS

- Sizes: 1 1/2", 2", 3", 4", 6", 8", 10"
- Units of measure: U.S. gallons, imperial gallons, cubic feet, cubic metres
- Register Types:
 - Direct reading: Bronze box and cover (standard)
 - Remote reading systems*: ARBV, ProRead, E-Coder)R900i, E-Coder, TRICON/S, TRICON/E3
 - Reclaim
- Companion flanges:
 - 1 1/2" and 2" (oval): bronze or cast iron
 - 3", 4", 6": bronze or cast iron
 - 8" and 10": cast iron
- Strainer:
 - 2"–6" ANSI/NSF 61 no-lead high copper alloy
 - 8"–10" ANSI/NSF 61 no-lead high copper alloy

* Consult factory for meter performance specifications when fitted with ARB.

Neptune engages in ongoing research and development to improve and enhance its products. Therefore, Neptune reserves the right to change product or system specifications without notice.

Neptune Technology Group Inc.

1600 Alabama Highway 229
Tallahassee, AL 36078
USA
Tel: (800) 645-1892
Fax: (334) 283-7299

Neptune Technology Group (Canada) Ltd.

7275 West Credit Avenue
Mississauga, Ontario
L5N 5M9
Canada
Tel: (905) 858-4211
Fax: (905) 858-0428

Neptune Technology Group Inc.

Ejército Nacional No. 418
Piso 12, Desp. 1201-1202
Col. Chapultepec Morales
Delegación Miguel Hidalgo
11570 México, Distrito Federal
Tel: (525) 55203 5294 / (525) 55203 5708
Fax: (525) 55203 6503



NEPTUNE
TECHNOLOGY GROUP

neptunetg.com