


SPECIFICATIONS

682-15 Flow Meter

TOTAL CONTROL SYSTEMS



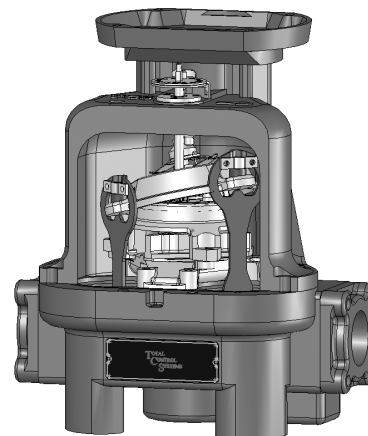
Total Control Systems piston positive displacement flow meter offers precise measurement solutions for preset delivery, flow rate control, blending and custody transfer of vehicle or wholesale measurement for petroleum products and alternative fuels, agricultural chemicals and other industrial liquids.

INDUSTRIES SERVED

- Petroleum Products
- Alternative Fuels
- Aviation Fuels
- Agricultural Chemicals
- Petrochemicals
- Textiles
- Foods and Beverages
- Paints and Coatings
- Pharmaceuticals
- Printing Inks

DESIGN

The 682 series flow meter is a true positive displacement meter that has a unique inline design consisting of three reciprocating pistons operating within their respective measuring chambers, where each piston works in a manner similar to an automobile engine. The pistons are fitted to a wobble plate, which has a shaft extending from its upper surface and a valve pivot attached beneath it. The valve pivot drives a sliding valve from piston to piston as a known amount of product flows through each cylindrical bore, controlling the sequence of events in a smooth mechanical motion. This smooth mechanical motion is then transferred through the calibrator to the register.



PERFORMANCE FEATURES

ACCURACY: perfect solution for low flow measurement applications, where 0.1% accuracy is required at low and high delivery volumes.

SUSTAINED ACCURACY: the unique reciprocating piston design with a positive displacement seal coupled with a self-lapping valve design provides no measurement deterioration, regardless of pressure fluctuations. Minimal measurement drift over a 12 million gallon service life test!

LINEAR ACCURACY:

- 50:1 Turndown - capable of $\pm 0.050\%$ of maximum nominal flow rate
- 125:1 Turndown - capable of $\pm 0.075\%$ of maximum nominal flow rate
- 250:1 Turndown - capable of $\pm 0.100\%$ of maximum nominal flow rate

REPEATABILITY: capable of 0.010% over the entire range of flow

Data provided from test conditions where all system variables were constant. The results are based on the 682 series flow meter and Veeder Root mechanical registration, using 32 SSU testing fluid.

REGULATORY: Meets NIST, OIML, CSA, SABS, NMI, ATEX, USA military and other international weights and measures accuracy requirements.

OPERATING SPECIFICATIONS

| | |
|---------------------|---|
| DESIGN TYPE: | Reciprocating Three (3) Piston Positive Displacement |
| FLOW CAPACITY: | 0.2 GPM to 50 GPM 0.76 LPM to 189 LPM |
| VISCOSITY: | Up to 250,000 SSU (55,000 CPS) |
| PRESSURE RATING: | 150 PSI (10.5 BAR) |
| TEMPERATURE RATING: | -40°F to 160°F (-40°C to 71°C) |
| CONNECTIONS: | 1-1/2" NPT Standard, Optional 1" and 2" BSPT, Slip Weld, ANSI flanges are available upon request. |

METER TYPES

SP STANDARD PETROLEUM

For metering refined petroleum products such as Gasoline, Fuel Oils, Diesel, Bio-Diesel, Kerosene, Motor Oils, Naptha, Anti-Freeze, Vegetable Oils, etc.

SPA STANDARD PETROLEUM (AVIATION)

For metering refined petroleum products such as Aviation Gasoline, Jet Fuels, Gasoline, Fuel Oils, Diesel, Bio-Diesel, Kerosene, Motor Oils, etc.

SPD STANDARD PETROLEUM (DUCTILE IRON)

For metering alternative fuels such as Natural Gasoline, Ethanol, Methanol, Bio-Diesel, Aviation Gasoline, Fuel Oils, Diesel, Motor Oils, etc.

AF ALL FERROUS

For metering Pesticides, Nitrogen Solutions, Fertilizer, Chlorinated Solvents, Paints, Inks, Alcohols, Adhesives, Motor Oils, Molasses, Corn Syrup, Liquid Sugars, etc.

SS STAINLESS STEEL

For metering the same liquids as the SP, SPA, SPD and AF flow meters, but includes food processing and special handling fluids such as Nitric, Phosphorus and Glacial Acetic Acids, Anti-Icing Fluids, Vinegar, Fruit Juices, etc.

MATERIALS OF CONSTRUCTION

| Meter Type | Housing | Internal Castings | Ball Bearings | Internal Hardware | Plunger Cups | Seals |
|------------|-------------------|--------------------------|-----------------|-------------------------|------------------|---------------------|
| SP | Anodized Aluminum | Cast Iron & Ni-Rsist II | Stainless Steel | Steel & Stainless Steel | Glass-filled TFE | Viton ® |
| SPA | Anodized Aluminum | Ni-Resist II | Ceramic | Stainless Steel | Glass-filled TFE | Viton ® |
| SPD | Ductile Iron | Cast Iron & Ni-Resist II | Stainless Steel | Steel & Stainless Steel | Glass-filled TFE | Teflon ® & Simriz ® |
| AF | Ductile Iron | Cast Iron & Ni-Resist II | Ceramic | Stainless Steel | Glass-filled TFE | Teflon ® & Simriz ® |
| SS | Stainless Steel | Stainless Steel | Ceramic | Stainless Steel | Glass-filled TFE | Teflon ® & Simriz ® |

Viton is a registered trademark of E.I. Dupont de Nemours & Co.

Teflon is a registered trademark of Dupont Dow Elastomers

Simriz is a registered trademark of Freudenberg-NOK

METER COMPONENTS

AIR ELIMINATOR

A mechanical float assembly is designed to sense and remove free or entrained air before it can enter the flow meter. Required for custody transfer applications to ensure the most precise measurement.




STRAINER

A 90° strainer provides protection from debris entering into the flow meter. Stainless steel screens are available in 40 mesh and 0.050 perforation.



MECHANICAL PRESET VALVE

A normally closed, hydraulically balanced piston control valve allows for auto-batch preset deliveries. The inline, two-stage control valve is mechanically linked to Veeder Root Preset Counter.



ELECTRONIC PRESET VALVE

A normally closed two-stage diaphragm preset valve for use with electronic relay control. The solenoid valves are available in 12 or 24 VDC, or 110 VAC coils. Dimensionally interchangeable with the mechanical valve.



REGISTRATION OPTIONS

COUNTER REGISTER

Liquid measurement volume indication, using a 5 digit large numeral reset display and an 8 digit non-reset totalizer. Electronic or mechanical meter counter register is available. U.S. or Imperial Gallons, Liters, Dekaliter, Barrels, pounds, etc.

COUNTER PRESET

Select predetermined volume for precise batch control, utilizing preset control valve. Mechanical or electronic preset counters or batch controllers are available.

TICKET PRINTER

Provides an imprinted ticket record of each delivery transaction. Accumulative or Zero-Start, Face down or Face Up mechanical ticket printers available. Electronic slip or roll printers available for use with various electronic registration.

ELECTRONIC METER REGISTER

Digital liquid measurement volume indication that offers multiple functions to enhance the flow meter's accuracy and accountability. Most electronic registration are available with rate of flow indication, pulse output, valve control, RS232 and RS485 communication, currency and temperature compensation.

PULSE TRANSMITTER

The electronic pulse signal output converts the register counter volume per unit value into an electrical pulse stream. The electronic pulse stream can be transmitted to other electronic controllers for rate of flow, volume indication, additive injection or data acquisition.

TEMPERATURE COMPENSATION

Automatically corrects changes in volume caused by liquid temperature variations, during metered delivery. Normally corrects net volume or mass to 60°F (15°C) based on the product's coefficient of expansion, API or specific gravity.

MICROSWITCH

Mechanical signal from the Veeder Root preset counter converted into an electrical or pneumatic signal to provide control of remotely located valve, pump, and other system related equipment.

COUNTER EXTENSION

Raises the elevation of the counter registration for easy visibility or to protect from high temperatures. Counter Extension is required for temperatures more than 180°C (82°C).

RATE OF FLOW INDICATOR

Mechanical or digital indicator displays the volume at which the liquid is flowing through the flow meter.

SWIVEL

Allows mechanical registration to be rotated 360°. Designed for the Veeder Root counter register and ticket printer only.

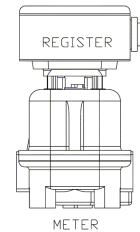
ASSEMBLY COMBINATIONS

GROUP COMBINATIONS

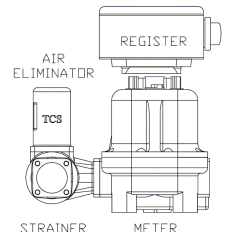
- 2 Meter & Register**
- 3 Meter, Register & Ticket Printer**
- 4 Meter, Register, Air Eliminator & Strainer**
- 6 Meter, Register, Ticket Printer, Air Eliminator & Strainer**
- 8 Meter, Register, Preset & Valve**
- 9 Meter, Register, Ticket Printer, Preset & Valve**
- 10 Meter, Register, Preset, Valve, Air Eliminator & Strainer**
- 11 Meter, Register, Ticket Printer, Preset, Valve, Air Eliminator & Strainer**
- 12 Meter, Register, Preset, Valve & Strainer**
- 13 Meter, Register, Ticket Printer, Preset, Valve & Strainer**

METER ORIENTATION


- A Meter Assembly with Veeder Root Registration**
- B Meter Assembly less Veeder Root Registration**
- C Meter Assembly with electronic register drive adapter**
- D Meter Assembly with direct drive pulse transmitter**



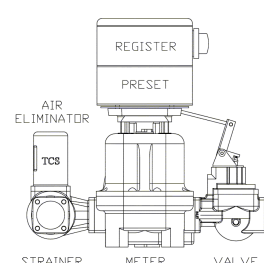
GROUP 2



GROUP 4



GROUP 8



GROUP 10



Meter A
(682-15SP10AT)



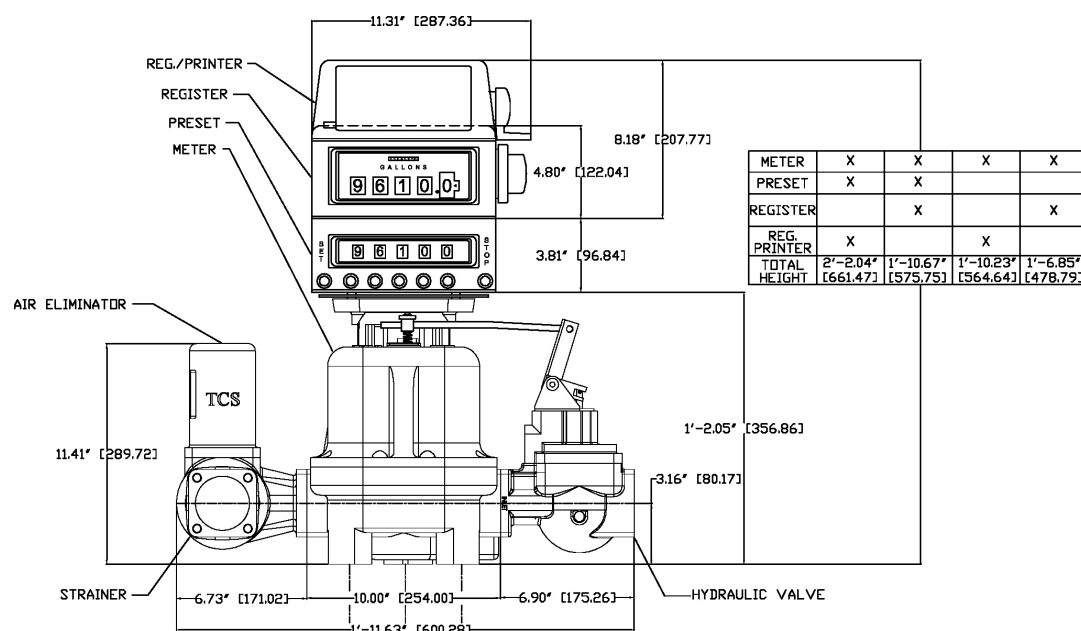
Meter B
(682-15SP2BX)



Meter B
(682-15SP2CX)



Meter D
(682-15SP2DX)

682-15 DIMENSIONS IN INCHES (MILLIMETERS)**682-15 NET WEIGHTS IN POUNDS (KILOGRAMS)**

| Meter Type | Flow Meter | Register Counter | Preset Counter | Ticket Printer | Air Eliminator | Mechanical Valve | Electronic Valve |
|------------|--------------|------------------|----------------|----------------|----------------|------------------|------------------|
| SP | 34 (15.4) | 12 (5.4) | 10 (4.5) | 12 (5.4) | 7 (3.2) | 7 (3.2) | 15 (6.8) |
| SPA | 34 (15.4) | 12 (5.4) | 10 (4.5) | 12 (5.4) | 7 (3.2) | 7 (3.2) | 15 (6.8) |
| SPD | 71 (32.2) | 12 (5.4) | 10 (4.5) | 12 (5.4) | 22 (10.0) | 22 (10.0) | - |
| AF | 71 (32.2) | 12 (5.4) | 10 (4.5) | 12 (5.4) | 22 (10.0) | 22 (10.0) | - |
| SS | 74 (33.6) | 12 (5.4) | 10 (4.5) | 12 (5.4) | 24 (10.9) | 24 (10.9) | - |


WARRANTY

Total Control Systems 682 piston flow meter warranty to the original purchaser only, for a period of TEN (10) years from the date of installation or the date of shipment, to be free, under normal use and service, from defects in material and workmanship. If a warranty dispute occurs the DISTRIBUTOR may be required to provide proof of date of sale. Defects occurring within the stated warranty period, will be repaired or replaced, at TCS's option; provided that part or parts are returned to TCS transportation changes prepaid, and TCS's examination discloses the parts or workmanship to have been defective upon delivery to the purchaser. All repaired or warranted meters will be shipped Ex-works Fort Wayne, Indiana. Total Control Systems shall not be liable for consequential damages, whether or not arising out of warranty, negligence or otherwise.

NOTE: The above warranty applies only to Total Control Systems, Fort Wayne, Indiana manufactured products. Private label and OEM engineered products are specifically excluded from the above warranty. Consult factory for non-TCS manufacturer's warranty.

**TOTAL
CONTROL
TCS
SYSTEMS**

TOTAL CONTROL SYSTEMS
2515 Charleston Place
Fort Wayne, Indiana 46808 USA
+1 (800) 348-4753 • (260) 484-0382
Fax: (260) 484-9230
sales@tcsimeters.com • www.tcsimeters.com



"Made in the U.S.A."